



*Akshara Multidisciplinary Research Journal*

Peer-Reviewed & Refereed International Research Journal

April 2022

Special Issue 05 Volume III (B)



*Akshara Publication*

Plot No 143 Professors colony,  
Near Biyani School, Jamner Road, Bhusawal Dist Jalgaon Maharashtra 425201

**Index**

Sr.No	Title of the Paper	Author's Name	Pg.No
1	Evolutionary Development in the Stories of Kuwaiti Writers	Shakhlo Irgashbaevna Akhmedova	05
2	Population Explosion: Causes, Effects and Preventions in India	Km. Ritu Khokher Dr. Smt. Alka Rani Dr. Satyendra Singh Tomar	09
3	A Study of Emotional Intelligence in Higher Secondary Level Students	Dr. Shikha Banswal	14
4	SMARTPHONE and internet use among undergraduate girl students of Physics subject in Malegaon.	Prof. Jayant P Dixit	20
5	A Study On Impact Of Pandemic Covid-19 On Education System	Geetha R	26
6	Prospects and Problem of Adventure Tourism Places Around the Nashik City, Maharashtra	Anil Rambhau Mengal Archana P. Bobade	30
7	The Veneer of Economically Advanced Society in Sebastian Faulks's "A Week in December "	Rupali G. Waghmare Dr. Anil S. Sugate	37
8	Old Age Homes : Study of Alienated Parents in Modern India	Lovely, Dr. Ajit Singh Tomar	43
9	Despondent Lives of Afghan Women and Unaccompanied Child Refugees: On a Path for a Better Tomorrow	Kajal Kumari	48
10	Gender Fixation in Normative Parenting Books	Divya	54
11	The Nature of Dalit Women Writers' Contribution to Dalit Literature in the form of Short Stories	Shweta Singh	59
12	Declining Sex Ratio in Erandol Taluka (Jalgaon): A geographical Analysis	Dr. Siddharth B. Sonawane Dr. Ramesh C. Ahire	65
13	Efforts to Eliminate Child Labor in India: A Historic Overview	Km. Ritu Khokher	71
14	अहोम जाति की संस्कृति और इतिहास	डा. दारा योगानंद	76
15	पर्यावरणीय दृष्टिकोण से श्रीमद्भगवद्गीता का विश्लेषणात्मक अध्ययन	मधु	79
16	स्वर्गीय 'लता दीनानाथ मंगेशकर' का अप्रतिम योगदान	डॉ. पार्वती शर्मा चांदला	84
17	शारीरिक छवि के निर्माण में मीडिया की भूमिका: एक समाजशास्त्रीय परिप्रेक्ष्य	छाया कुमारी	88
18	तेजेंद्र शर्मा के 'टेम्स नदी के तट से' काव्य-संग्रह में चेतना के विविध आयाम	प्रा. डॉ. गजानन चव्हाण	92
19	पंचायती राज में महिलाओं की सहभागिता: एक समाजशास्त्रीय विश्लेषण	दीपक कुमार यादव	96
20	दिव्यांगों के शैक्षणिक विकास में नीतियों एवं कानूनों की समीक्षा	कु. रचना / डॉ. निधि मिश्रा	100



04

## SMARTPHONE and internet use among undergraduate girl students of Physics subject in Malegaon

**Prof. Jayant P Dixit**

M.P.H.M. Mahavidyalaya,  
Malegaon Camp Dist. Nashik

### Abstract:-

*This paper gives the information and trends in use of smartphone and internet among girl students. Nowadays, the smartphone and internet use is most popular in students. The internet service is very demanded. The telecommunication market is fast growing. So it is keen interest to access the students for the use of mobile and it's services, necessity, negative effects of mobile, reluctant feeling, uncomfoting feeling, mindlessly checking, internet for online education, intense urge, money spend and time spend with mobile use. For this, the sample of 75 girl students from all three classes of science graduation offering physics subject in Malegaon, state Maharashtra.*

### Introduction:-

In this paper, I have highlighted on the use of smartphone and internet among girl students of undergraduate classes studying with physics. Girl students are considered for the uniform and lateral assessment of my research topic.

The cellular phone is the phone in which the applications are built in and easy internet access is present. It is also called as a smart phone. The smartphone is used for the purpose of calling, SMS, text message, email, web-browsing, cameras, MP3 player, Video playback. From the history of smartphone, we can say that the development is started in the end of 20<sup>th</sup> century. Where as it is widely changed in 2006/07. It has different operating systems and different applications. At the early stage smart phones are having the push buttons and heavy in weight. The phones become smartphone then the applications are present at anywhere and anytime. These are on our fingertips. It has small size, attractive design, lightness in weight, economical in price, 3G, 4G internet service with reasonable data pack amount. The use of the smartphone is exploded. By considering all these benefits, students are using smartphone. They are also eager and prompt to use the latest technology and invention with new version.

### Search Methodology:-

The 75 under graduate college girl students having physics as one of the subject are selected from Malegaon as sample. The age group of girl students is from 18 to 21 years. The well-structured questionnaire is prepared in google form. The link of google form is send on the WhatsApp group of physics students. The students are from F.Y., S.Y. and T.Y. B.Sc. classes. The questionnaire is divided in three parts. First part is the general information of student. The second part is regarding the mobile and third part is for internet and it's use. The data is collected from submitted google forms by students. The data is carefully analyzed and made findings properly.

The outcomes of data for every question are tabulated from the statistical information of the questionnaire for 75 girl students.

### Question Type

### Responses.

(1) Having own mobile.

Yes

83.6%

No

16.4%

(2) Brand of Mobile.

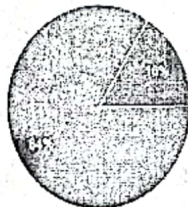
- |      |  |       |
|------|--|-------|
|      | 1) Samsung   | 20.3% |
|      | 2) Motorola  | 4.00% |
|      | 3) Red Mi  | 41.9% |
|      | 4) Other   | 33.8% |
| (3)  | How often are changing the mobile.   |       |
|      | 1) Always the same<br>Mobile   | 82.4% |
|      | 2) Every other year  | 14.9% |
|      | 3) Every other Month   | 3.7%  |
| (4)  | Use of mobile Phone.   |       |
|      | 1) Internet  | 70.3% |
|      | 2) Call  | 27%   |
|      | 3) SMS   | 2.7%  |
| (5)  | Money spend on mobile service per month.   |       |
|      | 1) Rs. 1 – 50  | 13.5% |
|      | 2) Rs. 51 – 100  | 5.9%  |
|      | 3) Rs. 101 – 200   | 37.8% |
|      | 4) Rs. More Than 200   | 43.2% |
| (6)  | SMS send per day.  |       |
|      | 1) 0 – 100   | 53.4% |
|      | 2) 10 – 50   | 32.9% |
|      | 3) 50 – 100  | 9.6%  |
|      | 4) More than 100   | 4.1%  |
| (7)  | The response for negative effects of use of mobile phones.   |       |
|      | 1) Yes   | 52.7% |
|      | 2) No  | 47.3% |
| (8)  | Spending of time on mobile   |       |
|      | 1) Yes   | 56.2% |
|      | 2) No  | 43.8% |
| (9)  | Mindlessly spending time on a regular basis with mobile.   |       |
|      | 1) Yes   | 55.6% |
|      | 2) No  | 44.4% |
| (10) | The time spend on mobile is increasing.  |       |
|      | 1) Yes   | 68.5% |
|      | 2) No  | 31.5% |
| (11) | Do you wish for little less involved with phone.   |       |
|      | 1) Yes   | 72.6% |
|      | 2) No  | 27.4% |
| (12) | Experiences the uncomfortable feeling when no internet service or phone is broken or discharging of battery. |       |
|      | 1) Yes   | 50.7% |
|      | 2) No  | 49.3% |
| (13) | When the phone rings, beeps or buzzes then you are eager to check mobile.                                    |       |
|      | 1) Yes   | 63%   |
|      | 2) No  | 37%   |
| (14) | Used for online learning .   |       |
|      | 1) Yes   | 93.2% |
|      | 2) No  | 6.8%  |



(15) Attending complete online teaching.

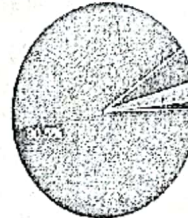
- 1) Yes 87.7%
- 2) No 12.3%

Q 1 Do you have your own mobile phone ?  
75 responses



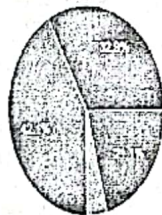
- Yes
- No

Q 2 How many phones do you have ?  
74 responses



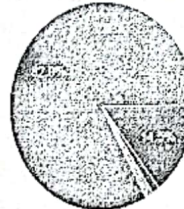
- 1
- 2
- 3
- more than 3

Q 3 What brand is it ?  
76 responses



- Nokia
- Samsung
- Motorola
- Red mi
- Other

Q 4 How often do you change your mobile ?  
76 responses



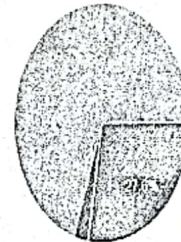
- Every other year
- Every other month
- Every other week
- Always the same phone

Q 5 Is the design of a mobile phone important for you ?  
76 responses



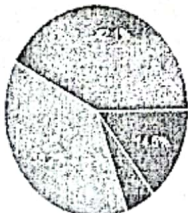
- Yes ,of course
- I donot care
- Not at all

Q 6 You often use your phone to  
76 responses



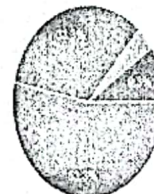
- Call
- SMS
- Mobile Internet
- MMS

Q 7 How much money do you spend on mobile services per month ?  
76 responses



- Rs. 1\_50
- Rs. 51\_100
- Rs 100\_200
- More than Rs 200

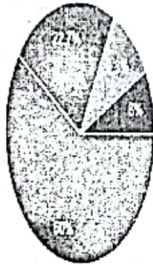
Q 8 How many SMS do you send per day ?  
75 responses



- 0\_10
- 10\_50
- 50\_100
- More than 100

Q 9 Buying a new mobile phone for you is important ?

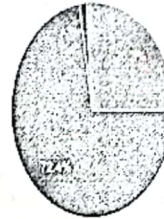
75 responses



- Main functions (making calls, writing MMS, SMS)
- Specific functions (camera, MP3 player, Dictaphone)
- External appearance
- Emotional satisfaction

Q 10 Do you use your mobile phone while driving ?

76 responses



- Never
- Just when SMS comes
- Only when answering call

Q 11 Have you ever thought about negative effects of mobile phones ?

76 responses



- Yes
- No

Q 12 Do you find yourself spending more time on your smartphone than you realize ?

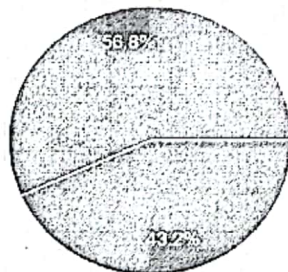
75 responses



- Yes
- No

Q 13 Do you find yourself mindlessly passing time on a regular basis by staring at your smartphone ?

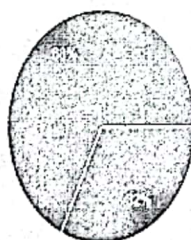
74 responses



- Yes
- No

Q 14 Has the amount of time spend on your phone been increasing ?

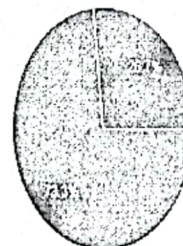
75 responses



- Yes
- No

Q 15 Do you wish you could be a little less involved with your phone ?

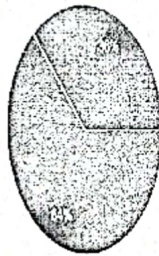
75 responses



- Yes
- No

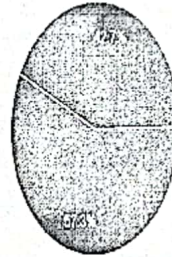


Q 16. Do you feel your use of phone decreases your productivity at times?  
75 responses



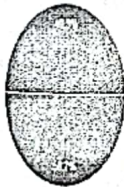
Yes  
 No

Q 17 Do you feel reluctant to be without your phone even for a short time?  
75 responses



Yes  
 No

Q 18 Do you feel ill-at-ease or uncomfortable when you accidentally leave your phone at home, have no service, or have a broken phone?  
75 responses



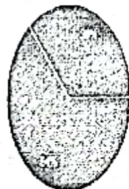
Yes  
 No

Q 19 When you eat meals, is your phone always part of the table place sitting or near to you?  
75 responses



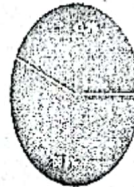
Yes  
 No

Q 20 When your phone rings, beeps or buzzes, do you feel an intense urge to check for texts, tweets, emails, updates, etc?  
75 responses



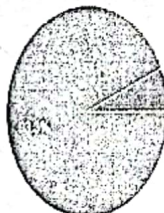
Yes  
 No

Q 21 Do you find yourself mindlessly, checking your smartphone many times a day, even when you know there is likely nothing new or important to see?  
74 responses



Yes  
 No

Q 22 Are you using smartphone for online learning?  
75 responses



Yes  
 No

Q 23 Are you attending complete online teaching?  
75 responses



Yes  
 No

**Conclusion / Result:-**

Most of the students are using smartphone with internet services. 84% students have their own smart phone. 90.5% of students having only one smartphone. The Red mi brand is quiet popular in students. 42.1% students are using Red mi Brand 52.6% students are agree with design of phone. The internet user students are 68.7% . Students spending money more than Rs. 200 are 43.1% . The 0 – 10 SMS Sending students are only 53.3%

60% students are interested in the main function of mobile .The important thing is that 72.4% students are not using mobile phone while driving.

51.3% are very much aware about the negative effects of mobile phone

The students are saying that, they are spending more time on smart phone and passing time with mobile phone is nearly same. The students also stating that their time on mobile is increasing .64% students are agree with decrease of productivity with time. 50.7% students are feeling uncomfortable when mobile is not with them. 64% students are saying that they are eager to check the text, tweet etc. when it rings, beeps.

93.3% students are using the mobile for online learning and 88% are using for complete online teaching.

#### **Suggestions / Recommendations**

- (1) The present study can be repeated for large sample.
- (2) This study can be done among high school students.
- (3) This study may carried for boys students of undergraduate college of different faculties.
- (4) This study is completed only in the Malegaon city.

#### **References:-**

- Shruthi C.S. & Indiramma B.S. (2019) Smartphone usages among college students, a comparative study. *Pramana Research Journal* 9(6), 97 – 981
- Monika, Poonam Malik & Poonam Yadav (2020) : Smartphone usage among college going students. *International journal of education & management studies* 2020, 10 (3), 323 – 329 P.P.
- Mrs. S. Bhuwaneshwari, A study on mobile phone usage among college students in Palakkad volume 2 Issue 5 – 2016 [www.ijariie. Com](http://www.ijariie.com)
- S. Saraswati, Smartphone usage among students. *International education and research journal (IERJ)* Volume – 3 Issues 6, June 2017, PP 195 – 197.
- Vaidya A, Pathak V (2016) Mobile phone usage among youth. *International Journal of Applied Research and studies* 5 (3), 1 – 16.

□ □ □